



ZI-9252








Socket polarity and earth leakage tester

Introduction

The Socket polarity and earth leakage tester is Tests 3-wire 220V AC outlets and earth leakage circuit breakers (ELCB).

The following symbols appear on the Socket polarity and earth leakage tester or in this manual.

Table 1. Symbols

| | | | |
|---|--|---|--|
|  | Risk of electric shock |  | Earth |
|  | Risk of Danger . Important information See manual |  | AC or DC |
|  | Hazardous Voltage. |  | Conforms to EU directives. |
|  | Equipment protected by double or reinforced Insulation | CAT III | OVERVOLTAGE(Installation) CATEGORY III, Pollution Degree 2 per IEC 1010-1 refers to the level of Impulse Withstand Voltage protection provided.Equipment of OVERVOLTAGE CATEGORY III is equipment in fixed installations (e.g.,electricity meter and primary over-current protection equipment.) |

SOCKET POLARITY TEST

1. Plug tester into 15A socket outlet.
2. Check neon lamps, if not correct rectify fault before continuing with next test.

ELCB TEST

3. Turn rotary switch anti-clockwise to 10mA pos.
4. Push and hold in side button switch.
5. Turn rotary switch slowly unit trip occurs.
6. Make note of trip current rating.
7. Neutral/earth reversed not detected.

Safety Information



Caution identifies conditions and actions that may damage the DT-901
Warning identifies conditions and actions that pose hazard to the user.

Read First: Safety Information

To avoid possible electric shock or fire, do the following:

Read the following safety information carefully before using or servicing the instrument.

Adhere to local and national safety codes.

Individual protective equipment must be used to prevent shock and injury.

Use of instrument in a manner not specified by the manufacturer may impair safety features/protection provided by the equipment.

Avoid working alone.

Inspect the test leads for damaged insulation or exposed metal. Check test lead continuity. Damage leads must be replaced. Do not use the Socket polarity and earth leakage tester if it looks damaged.

Be careful when working above 30V ac rms, 42V ac peak and 60V dc. Such voltages pose a shock hazard.

Verify operation prior to measuring hazardous voltages (voltages above 30V ac rms, 42V ac peak and 60V dc).

Do not use the Socket polarity and earth leakage

tester with any of the parts removed.

Do not use the Socket polarity and earth leakage tester around explosive gas, vapor, or dust.

Do not use the Socket polarity and earth leakage tester in a wet environment.

Specifications Environmental

Operating Temperature 0°C to +40°C

Pollution Degree 2

Type of protection IP 40

Mechanical Specifications

Size (H x W x D): 130mm x 69mm x 32mm.

Weight: 130g

Safety Specifications

Electrical Safety

IEC 61010/EN61010,

IEC 61557-7/EN 61557-7

Electrical Specifications

Power Supply

From unit under test

www.zicotech.com